

XTSL-CL-GW

Customer Name: \_\_\_\_\_

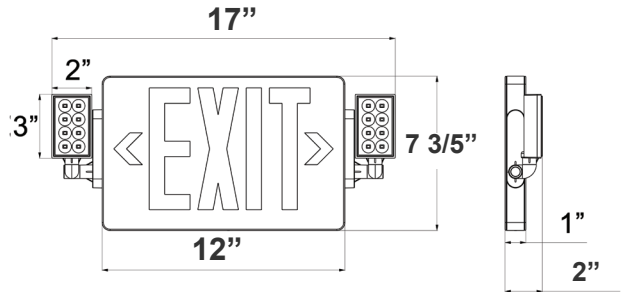
Project Name: \_\_\_\_\_

Note: \_\_\_\_\_

Type: \_\_\_\_\_



Selection:



12" (W) x 7 3/5" (H) x 1" (D)

Exit signs shall be provided at every exit door, at the intersection of corridors, at exit stairways or ramps and such other locations and intervals as are necessary to provide the occupants with knowledge of the various means of egress available

## Features

- Ultra Thin Combo
- 5-Year Warranty
- Maximum 24 hours for Full Recharge Time
- Ultra Bright GREEN LEDs
- Built-in 3.6V 1000mAh Ni-MH Battery for Minimum 90 Minutes

## Technical Specifications

### Electrical:

- Voltage: 120-277V / 60Hz (Universal Voltage Operation)
- Watts: 1.2 per head
- Input Power: 2W
- AC charging current: 32mA
- Fully Automatic Solid-State, Two Rate Charger Initiates Battery Charging to Recharge a Discharged Battery in 24 Hours
- 1.2V Long Life, Maintenance-Free, Rechargeable Ni-MH Battery

### Mechanical:

- White Finish
- Letters 6 height with 3/4 stroke
- Operating Temperature: 32° F~104°F
- Discharge Time: ≥ 90mins
- Universal Exit: Single or Double Face — Wall (Back) or Ceiling Mount
- Injection-Molded Thermoplastic ABS Housing, UL 94V-0 Flame Rating
- Innovative, Easy Installation in Minutes

### Lighting:

- Color Temperature: 1001K (AC) / 6236K (DC)
- Total Lumens: 5 LM (AC) / 356 LM (DC)
- Ultra Bright GREEN LEDs
- Internal Solid-State Transfer Switch Automatically Connects the Internal Battery to LED Board for Minimum 90-minute Emergency Illumination
- Charge Rate/Power "ON" LED Indicator Light and Push-to-Test Switch for mandated Code Compliance Testing

### Applications:

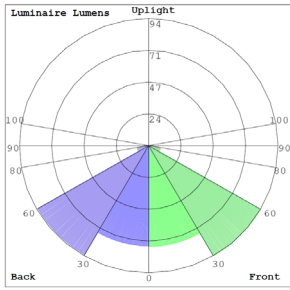
- Ideal for every exit door, at the intersection of corridors, at exit stairways or ramps and such other locations

### Other Models:

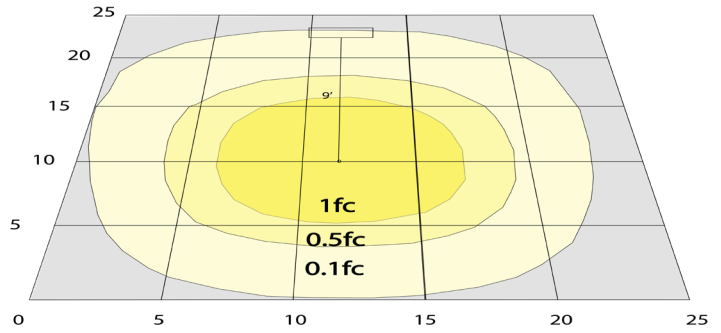
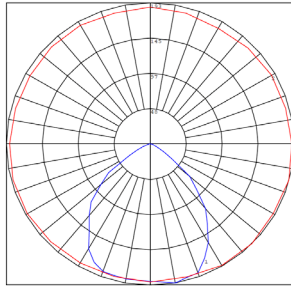
- XTSL-CL-RW



## Photometrics: XTSL-CL



BUG Rating: B0-U1-G0



Area 25'x 25' Mounting Height: 9'

## Other Views:



Side View



Front View



Back View

## Performance Table: XTSL-CL

MODEL NO.	Wattage	Voltage	Lumens	Color Temp.	BUG Rating	LPW
XTSL-CL	1.2 Per Head	120~277V	5 LM (AC) 356 LM (DC)	1001K (AC) 6236K (DC)	B0-U1-G0	4 (AC) 297 (DC)

## Sample Ordering

Model Combo Light Color

XTSL - CL - GW

## Other Models:



XTSL-GW



XTSL-RW



XTSL-CL-RW

